

**Transbay Joint Powers Authority  
Monthly Investment Transaction Report  
April 2016**

This report includes securities transactions for all trust accounts held by TJPA, and is being presented to the TJPA Board for compliance with California Government Code section 56307.

*Securities purchased in the month of April (excluding money market shares purchased with earnings):*

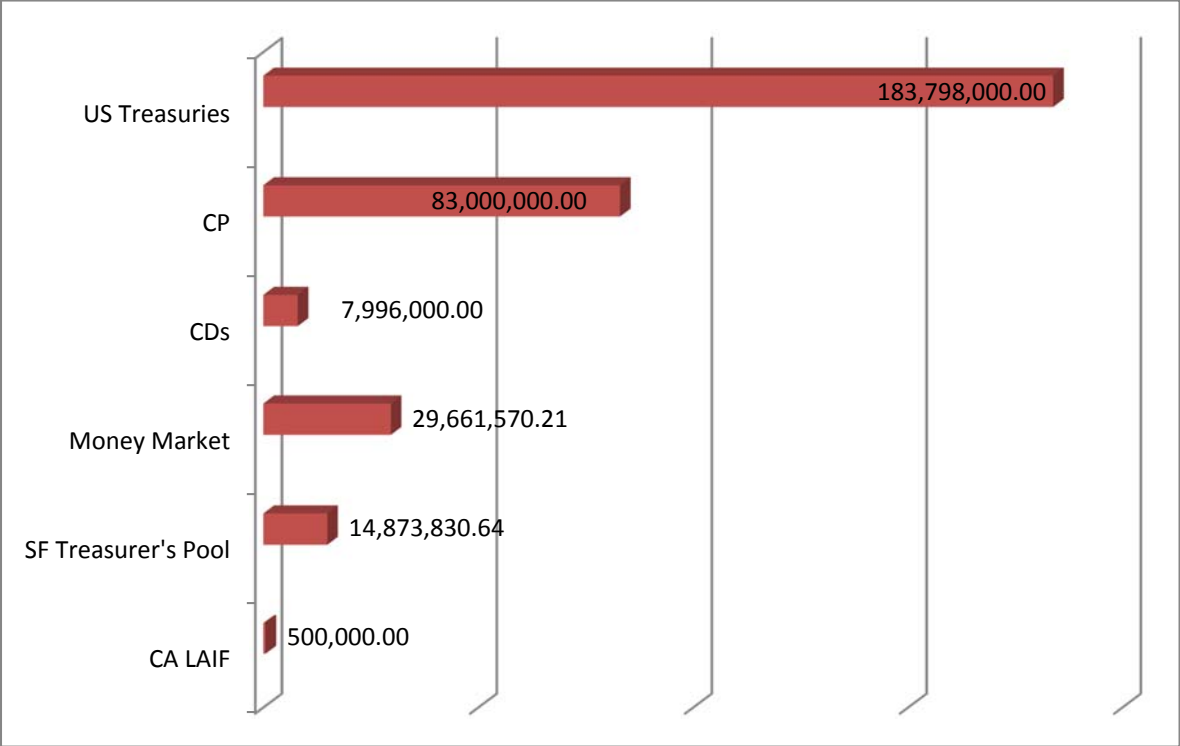
Investment	Settled	Matures	Par Amount	Cost	Yield
U.S. Treasury Bill	4/14/16	5/12/16	\$18,000,000.00	\$17,997,899.99	0.15%
Comnty Bk Chesapeake CD	4/20/16	1/20/17	\$250,000.00	\$250,000.00	0.50%
Iberia Bank CD	4/21/16	11/21/16	\$250,000.00	\$250,000.00	0.45%
U.S. Treasury Bill	4/21/16	5/26/16	\$1,262,000.00	\$1,261,852.77	0.122%
U.S. Treasury Bill	4/21/16	7/21/16	\$1,536,000.00	\$1,535,262.29	0.193%
Natixis NY CP	4/21/16	8/11/16	\$20,000,000.00	\$19,969,511.11	0.498%
U.S. Treasury Bill	4/21/16	9/22/16	\$6,500,000.00	\$6,493,048.61	0.254%
Luana Savings Bank CD	4/22/16	12/22/16	\$250,000.00	\$250,000.00	0.45%
Synovus Bank CD	4/22/16	12/22/16	\$250,000.00	\$250,000.00	0.50%
Mizuho Bank USA CD	4/27/16	1/27/17	\$250,000.00	\$250,000.00	0.50%
U.S. Treasury Bill	4/28/16	5/12/16	\$10,000,000.00	\$9,999,650.00	0.09%
Everbank CD	4/29/16	10/28/16	\$250,000.00	\$250,000.00	0.45%
<b>April Purchases (Average Maturity 156 days):</b>			<b>\$58,798,000.00</b>	<b>\$58,757,224.77</b>	

*Securities matured during the month of April (excluding money market shares sold for investment purchases or cash disbursements to pay invoices):*

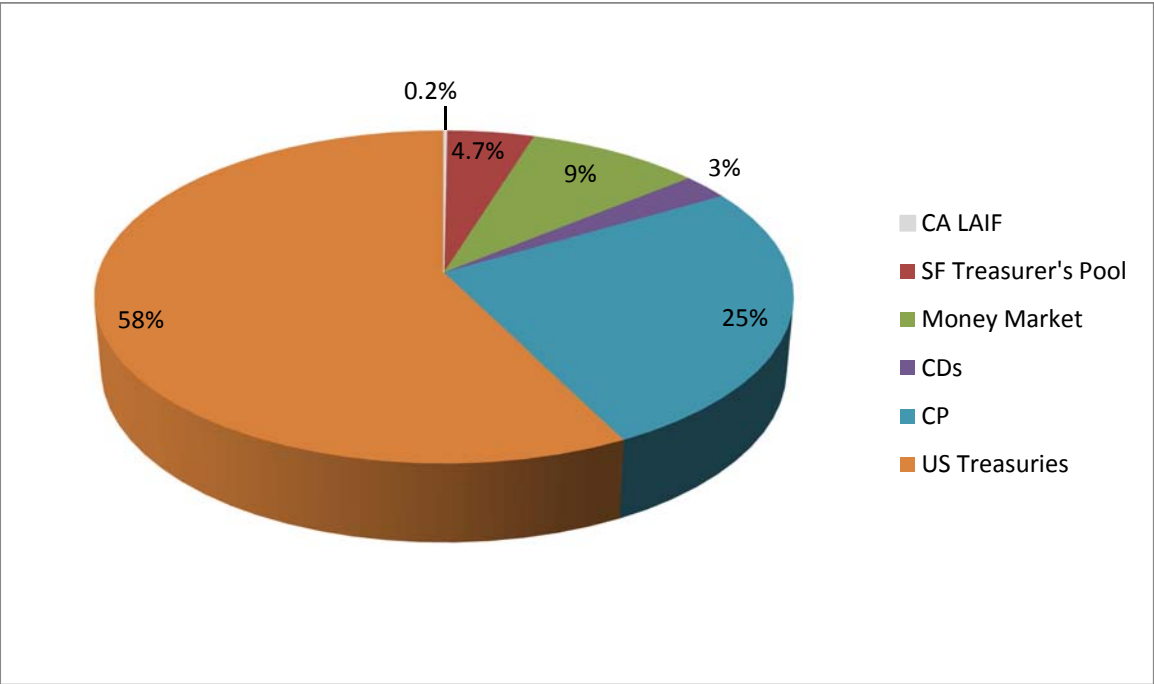
Investment	Settled	Matured	Par Amount	Cost	Net Interest
Everbank CD	9/30/15	4/4/16	\$250,000.00	\$250,000.00	\$512.33
Capital One Bank CD	10/7/15	4/7/16	\$250,000.00	\$250,000.00	\$438.70
Bank of India NY CD	1/15/16	4/13/16	\$250,000.00	\$250,000.00	\$304.79
U.S. Treasury Bill	1/19/16	4/14/16	\$18,500,000.00	\$18,491,161.11	\$8,838.89
Abbey National CP	11/23/15	4/21/16	\$10,000,000.00	\$9,979,166.67	\$20,833.33
Swedbank CP	11/23/15	4/21/16	\$10,000,000.00	\$9,979,166.67	\$20,833.33
U.S. Treasury Bill	1/22/16	4/21/16	\$1,010,000.00	\$1,009,381.38	\$618.62
U.S. Treasury Bill	1/22/16	4/21/16	\$1,535,000.00	\$1,534,059.81	\$940.19
Farmers Merchant CD	12/23/15	4/22/16	\$250,000.00	\$250,000.00	\$372.95
U.S. Treasury Bill	12/18/15	4/28/16	\$20,000,000.00	\$19,981,666.66	\$18,333.34
Banc California CD	1/29/16	4/29/16	\$250,000.00	\$250,000.00	\$249.32
Cadence Bank CD	1/29/16	4/29/16	\$250,000.00	\$250,000.00	\$218.15
<b>April Maturities (Average Maturity 122 days):</b>			<b>\$62,545,000.00</b>	<b>\$62,474,602.30</b>	<b>\$72,493.94</b>

All investments were made in compliance with the TJPA Investment Policy and the appropriate debt documents where applicable. Commercial paper (CP) and U.S. Treasury purchases were made through the U.S. Bank Money Center and certificates of deposit (CD) were purchased through Umpqua Investments, Inc., with delivery of all purchased securities to the U.S. Bank trustee.

**Par Value of Investments held at April 30**



**Percentage of Portfolio Investments held at April 30**



**Transbay Joint Powers Authority**  
**Monthly Investment Transaction Report**  
**March 2016**  
*Corrected*

This report includes securities transactions for all trust accounts held by TJPA, and is being presented to the TJPA Board for compliance with California Government Code section 56307.

*Securities purchased in the month of March (excluding money market shares purchased with earnings):*


Investment	Settled	Matures	Par Amount	Cost	Yield
Homestreet Bank CD	3/23/16	<del>4/23</del> 7/25/16	\$250,000.00	\$250,000.00	0.35%
Citizens Bank NA CD	3/23/16	6/23/16	\$250,000.00	\$250,000.00	0.40%
Community Bank CD	3/30/16	6/30/16	\$250,000.00	\$250,000.00	0.40%
First NA CD	3/31/16	<del>4/29</del> 7/29/16	\$250,000.00	\$250,000.00	0.40%
Four Oaks Bank & Trust CD	3/31/16	<del>4/30</del> 8/30/16	\$250,000.00	\$250,000.00	0.45%
Bank of Tokyo CP	3/31/16	6/29/16	\$18,000,000.00	\$17,973,450.00	0.59%
U.S. Treasury Note	3/31/16	6/30/16	\$7,000,000.00	\$7,013,993.00	0.20%
<b>March Purchases (Average Maturity <del>65</del> 109 days):</b>			<b>\$26,250,000.00</b>	<b>\$26,237,443.00</b>	

*Securities matured during the month of March (excluding money market shares sold for investment purchases or cash disbursements to pay invoices):*

Investment	Settled	Matured	Par Amount	Cost	Net Interest
Independence Bank CD	10/14/15	3/14/16	\$250,000.00	\$250,000.00	\$312.33
Oriental Bank CD	12/16/15	3/15/16	\$250,000.00	\$250,000.00	\$277.40
Citizens Bank NA CD	12/16/15	3/15/16	\$250,000.00	\$250,000.00	\$277.40
Atlantic Coast Bank CD	12/16/15	3/16/16	\$250,000.00	\$250,000.00	\$218.16
Beal Bank USA CD	12/16/15	3/16/16	\$250,000.00	\$250,000.00	\$249.32
Compass Bank CD	12/16/15	3/16/16	\$250,000.00	\$250,000.00	\$280.48
Essex Bank CD	12/30/15	3/30/16	\$250,000.00	\$250,000.00	\$249.31
First VA Comnty Bank CD	12/31/15	3/31/16	\$250,000.00	\$250,000.00	\$249.31
Silvergate Bank CD	12/31/15	3/31/16	\$250,000.00	\$250,000.00	\$218.16
General Electric CP	1/22/16	3/31/16	\$980,000.00	\$979,229.88	\$770.12
U.S. Treasury Bill	9/24/15	3/31/16	\$45,700,000.00	\$45,685,604.50	\$14,395.50
<b>March Maturities (Average Maturity 103 days):</b>			<b>\$48,930,000.00</b>	<b>\$48,914,834.38</b>	<b>\$17,497.49</b>

All investments were made in compliance with the TJPA Investment Policy and the appropriate debt documents where applicable. Commercial paper (CP) and U.S. Treasury purchases were made through the U.S. Bank Money Center and certificates of deposit (CD) were purchased through Umpqua Investments, Inc., with delivery of all purchased securities to the U.S. Bank trustee.

### Par Value of Investments held at March 31



### Percentage of Portfolio Investments held at March 31

